

NAME _____

READING
FLUENCY

DRA 1

A6

LEXILE BR

LEVEL A - SET 2

How to Make an Apple Pie


Here is the tree.

• • • •



Here is the blossom.

• • • •



Here is the apple.

• • • •



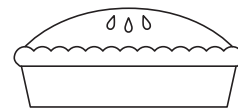
Here is the basket.

• • • •



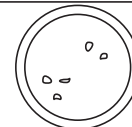
Here is the pie.

• • • •



Here is the plate.

• • • •



day 1

Color a box each time
you read the text.

<input type="checkbox"/>	<input type="checkbox"/>	<input type="checkbox"/>
--------------------------	--------------------------	--------------------------

I read it ___ times!

day 2

Color a box each time
you read the text.

<input type="checkbox"/>	<input type="checkbox"/>	<input type="checkbox"/>
--------------------------	--------------------------	--------------------------

I read it ___ times!

day 3

Color a box each time
you read the text.

<input type="checkbox"/>	<input type="checkbox"/>	<input type="checkbox"/>
--------------------------	--------------------------	--------------------------

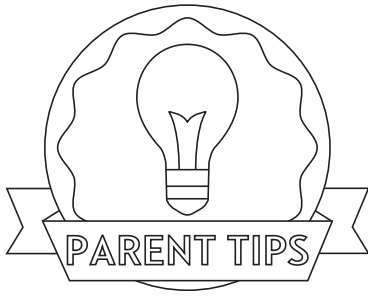
I read it ___ times!

day 4

Color a box each time
you read the text.

<input type="checkbox"/>	<input type="checkbox"/>	<input type="checkbox"/>
--------------------------	--------------------------	--------------------------

I read it ___ times!



Ask your child questions during reading time. Expecting your child to answer a few questions about a text will help you gauge the level of understanding. This text of *How to Make an Apple Pie* is a great passage to practice inference. Ask what the empty plate has to do with this story of the pie. Is your child able to surmise that the empty plate and crumbs mean the pie has been eaten? The ability to infer is vital to understanding most texts.

Day 1: Read the story. Then trace and write the word **here**.

here

Day 2: Read the story. Then circle each word that says **here**.

here her here
here here help
heer here here
have hee here

Circle the number of syllables in **here**.

1 2 3

Circle the letters in the word **here**.

A B C D E F G H I J K L M
N O P Q R S T U V W X Y Z

Day 3: Read the story. Then fill in the letters to make each word spell **here**.

h e _ e
h _ r e

Day 4: Read the story. Then draw lines to match the word parts that spell **here**.

he	re
her	ere
h	e

Color the vowels in **here**. (a e i o u y)

here

Circle **here** in the sentence.

Is she here?